



Criterion-1 – Curricular Aspects

Key Indicator – 1.4 Feedback System

1. 4. 1. - Feedback

Action Taken Reports (Year-wise)

Content-

1. Action Taken Report
(A.Y. 2021-22)
2. Action Taken Report
(A.Y. 2020-21)
3. Action Taken Report
(A.Y. 2019-20)
4. Action Taken Report
(A.Y. 2018-19)
5. Action Taken Report
(A.Y. 2017-18)



Feedback- Action Taken Report


Aca. Year. 2021- 2022

The feedback on curriculum received from various stakeholders was analyzed accordingly. The Analysis Report was discussed in the IQAC meeting and was forwarded to College Development Committee for consideration and suggestions. The IQAC considered the suggestions and then the appropriate action is taken.

Feedback Received From	Suggestion Received	Action Taken
Students	More use of ICT tools in teaching learning	The college increased the use of ICT tools in teaching-learning process.
	Need for the credit courses to be conducted according to CBCS pattern	the college has conducted 'Cyber Security Workshop' of 2 credits.
	Students Demand of Offline/Online lectures.	After Pandemic, College has been Conducting offline Lectures for Students who have been Vaccinated, and also online lectures and webinars.
	To increase the quantity of Laboratory equipment.	The College has demanded the necessary equipment for Science laboratories.
	Field visits need to be organized for experimental learning	Study tours and Field visits were organized by departments of Marathi, Hindi, English, Geography, Chemistry.
	Increase the number of lectures on Career Guidance and Competitive exam Guidance	The college has organized various workshops and Guest lectures on Career Guidance and Competitive Exam.
Teachers	Permission to Participate in Faculty Development Programmes	The teachers started participating in Faculty Development Programmes to update their knowledge in terms of the syllabus content and research.
Alumni	Need of registered Alumni Association	The proposal to register the Alumni Association has been prepared and submitted to the District Register office


CO-ORDINATOR
IQAC
Arts, Science & Commerce College,
Harsul, Tal.Tryambakeshwar, Dist.Nashik




(Dr. M. R. Deshmukh)
Principal
M. G. Vidyamandir's
Art's, Science & Commerce College
Harsul, Tal. Tryambakeshwar Dist. Nashik



Mahatma Gandhi Vidyamandir's
Arts, Science and Commerce College Harsul
Tal- Tryambakeshwar, Dist- Nashik (M.S.) 422204

(Affiliated to the S.P. Pune University (PU/NS/ASC/048 (1993))



Feedback Action Taken Report


Aca. Year- 2020-21

The feedback on curriculum received from various stakeholders was analyzed duly. The Analysis Report was discussed in the IQAC meeting and was forwarded to College Development Committee for consideration and suggestions. The IQAC considered the suggestions and then the appropriate action is taken.

Feedback Received From	Suggestion Received	Action Taken
Students	Students demand of Offline/Online lectures.	Due to Covid-19 Pandemic situation, College has conducted Online Lectures for Students. Addition to it, Webinar/ Guest Lectures were arranged for the students.
	Difficulties in online admission process.	The concerned department has instructed to solve all the issues of online admission process
	Problem of students from tribal area to attend online lectures. Problem of study material.	Teachers decided using PPTs and e-resources and circulated them through Whatsapp groups and Google Classroom
	Need of programme on Competitive exam Guidance	The college has organized online Guest lectures on Career Guidance and Competitive Exam.
Teachers	Problem of attending college duties due to Covid-19	The teachers were given permission for work from home and conduct online lectures for Students and attend online FDPs.
Employer	Avoid the academic loss of the students due to Pandemic	College has conducted Online Lectures and examinations for the Students.
Alumni	Need of Meeting of all the passed out Students	The meeting of the Alumni Association will be conducted as soon as the Pandemic Situation is over.


CO-ORDINATOR
IQAC
Arts, Science & Commerce College,
Harsul, Tal. Tryambakeshwar, Dist. Nashik




Dr. M.R. Deshmukh
(Chairperson, IQAC)
PRINCIPAL
M. G. Vidyamandir's
Arts, Science & Commerce College,
Harsul, Tal. Tryambakeshwar, Dist. Nashik




Mahatma Gandhi Vidyamandir's
Arts, Science and Commerce College, Harsul
Tal-Tryambakeshwar, Dist, Nashik, MS-422209

Academic Year- 2019-2020


Feedback- Action Taken Report

The Principal conducted a meeting with IQAC Coordinator and Head of Departments about the feedback received from various stakeholders. Then the discussions were held between them Principal, IQAC Coordinator and Head of Department & then the appropriate action is taken.

Feedback Received From	Suggestion Received	Action Taken
Students	Textbooks and reference books of revised syllabus should be provided in time	The purchase of new textbooks and reference books were already given to the Publication. Books were made available as soon as possible
	The classroom education stopped due to Covid-19	The college introduced online teaching for all the courses, due to pandemic for the first time.
	The problem of getting information about teaching and exams.	The departments are instructed to create class-wise whatsapp groups for proper communication.
	Provide internet facilities for the students.	The Wifi device has installed. The service provider has informed to make improvements.
Teachers	Syllabus should include more practical based learning.	The revision of UG & PG Courses is in process at university level. The suggestions will be communicated.
Alumni	Placement facility should be provided	The faculty of the college provides students the information of job opportunities.


Smt. Sarala K. Sanap
IQAC Coordinator




Dr. R. P. Bhamare
Principal
Art's, Sci. & Com.
College, Harsul




Mahatma Gandhi Vidyamandir's
Arts, Science and Commerce College, Harsul
Tal-Tryambakeshwar, Dist, Nashik, MS-422209

Academic Year- 2018- 2019


Feedback- Action Taken Report

The Principal conducted a meeting with IQAC Coordinator and Head of Departments about the feedback received from various stakeholders. Then the discussions were held between them Principal, IQAC Coordinator and Head of Department & then the appropriate action is taken.

Feedback Received From	Suggestion Received	Action Taken
Students	The use of ICT in the teaching activity	The teachers are instructed to use ICT tools in the classroom at maximum level
	Books on Competitive Examinations to be provided	The college has made the books on various books on Competitive Examinations available in the library.
	Need of More co- curricular activities	All the departments have planned more seminars, workshops and guest lectures for the students.
	To increase the quantity of laboratory equipment.	The college has send the demand of the necessary equipments for science laboratories.
	Need to start the course of Language Skills in the college	The college has planned to conduct Spoken English Course for the students.
Teachers	To provide internet facility with ample speed	The college has applied for uninterrupted broadband service and wi-fi connectivity
Alumni	The programmes on Career Guidance and competitive Exam need to be conducted.	The college has decided to increase the quantity of activities to guide students.


Smt. Sarala K. Sanap
IQAC Coordinator




PRINCIPAL
M. G. Vidyamandir's
Arts, Science & Commerce College,
Harsul, Tal.Tryambakeshwar, Dist.Nashik




Mahatma Gandhi Vidyamandir's
Arts, Science and Commerce College, Harsul
Tal-Tryambakeshwar, Dist, Nashik, MS-422209

Academic Year- 2017- 2018


Feedback- Action Taken Report


The Principal conducted a meeting with IQAC Coordinator and Head of Departments about the feedback received from various stakeholders. Then the discussions were held between them Principal, IQAC Coordinator and Head of Department & then the appropriate action is taken.

Feedback Received From	Suggestion Received	Action Taken
Students	To develop the library facilities and its infrastructure	The library has increased the number of textbooks, Reference Books and periodicals
	The need to start Science faculty in the college.	The college has started F. Y. B.Sc. classes from this Academic year.
	The suggestion on the cleanliness of drinking Water tank	The college has been cleaning the water tank the twice a week and keeping the cleanliness in premises.
	College Office Staff should be accessible	The Office Staff was instructed to be available for the students during office hours.
	Increase the number of co-curricular and extra-curricular activities.	The college has instructed to the concerned departments to conduct various programmes and activities.
Teachers	Commencement of Career oriented courses in college	The college has planned to start Computer courses from the next academic year
Alumni	Need of new post graduate (M.A.) classes in the college	The proposals of M.A. (Hindi), M.A. (Political Sci.), & M.A. (Geography) have submitted to S.P.Pune University



Smt. Sarala K. Sanap
IQAC Coordinator




PRINCIPAL
M. G. Vidyamandir's
Arts, Science & Commerce College,
Harsul, Tal.Tryambakeshwar, Dist.Nashik



Mahatma Gandhi Vidyamandir's
ARTS, SCIENCE AND COMMERCE COLLEGE, HARSUL
TAL- TRYAMBAKESHWAR, DIST- NASHIK (M. S.) 422204
[Affiliated to Savitribai Phule Pune University of Pune]



Criterion-1 – Curricular Aspects

Key Indicator – 1.4 Feedback System

1. 4. 1. - *Institution obtains feedback on the academic performance and ambience of the institution from various stakeholders, such as Students, Teachers, Employers, Alumni etc. and action taken report on the feedback is made available on institutional website.*

Feedback Analysis & Action Taken Report (Year-wise)



Mahatma Gandhi Vidyamandir's
ARTS, SCIENCE AND COMMERCE COLLEGE, HARSUL
TAL- TRYAMBAKESHWAR, DIST- NASHIK (M. S.) 422204
[Affiliated to Savitribai Phule Pune University of Pune]



Criterion-1 – Curricular Aspects

Key Indicator – 1.4 Feedback System

1 4. 1. -

Feedback Analysis & Action Taken Report

(Aca. Year. 2021-22)



**Mahatma Gandhi Vidyamandir's
Arts, Science and Commerce College, Harsul
Tal-Tryambakeshwar, Dist, Nashik, MS-422209**

(Affiliated to Savitribai Phule Pune University)

ID No. PUN/NS/ASC/048/1993

Phone: 02558-227292

Web: mgvharsulsr.kbhgroup.in

Mob No. 9011027608

email- harsulcollege@gmail.com

Feedback Analysis

[Academic Year 2021-2022]

The feedback on curriculum was collected through online mode from all the stakeholders in the academic year 2020-21. Feedback forms are available on the college website and the stakeholders- Students, Teacher and Alumni etc- gave their online response using the given web links.

Feedback Type : Online

Direct Link URL : Links for Stakeholders

Form	Name of the Stakeholder	Link for Google Form
A	Feedback on Curriculum by Students	https://docs.google.com/forms/d/e/1FAIpQLScHaWvLDczLFwb502FEDOy-e1yIFSvUxoj6RjAJg0G-uBam_w/viewform?usp=share_link
B	Feedback on Curriculum by Teacher	https://docs.google.com/forms/d/e/1FAIpQLScdRj1tESBic-UFBkPaV84ILpjm6Mb5LqZ39Wqcahzt3Xvbmw/viewform?usp=share_link
C	Feedback on Curriculum by Alumni	https://docs.google.com/forms/d/e/1FAIpQLScdRj1tESBic-UFBkPaV84ILpjm6Mb5LqZ39Wqcahzt3Xvbmw/viewform?usp=share_link



Feedback Analysis

Sr. No	Feedback Category	Response Recorded	Average Opinions in Percentage
1	Students Feedback	101	88.75%
2	Teachers Feedback	12	100%
3	Alumni Feedback	17	84.33%

Scale of Opinion of Stakeholders

Scale of Opinions of Stakeholders (Students, Teachers, Alumni, Employers)			
A	B	C	D
100-80	79-60	59-40	>40

Average Rating of Stakeholders Feedback Response found to 86.1

Scale of Opinion of all Stakeholders found to be at Rank A (100-80)

(A)Analysis Report of Students' Feedback on Curriculum

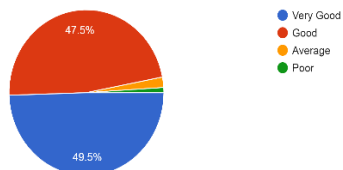
Feedback was collected from the students about the various aspects such as, curriculum, facilities available, quality of teaching by feedback committee under the guidance of IQAC. Total 101 students responded through online process. Following are the findings of the feedback collected and analysis of the same.

Que. No.	Suggestions by Stakeholders	Opinions of the Students in Percentage				Scale of Opinion	% of Opinion
		A	B	C	D		
1	Diversity & extent of courses covered	Very Good	Good	Average	Poor	Very Good & Good	97%
		49.5 %	47.5%	2%	1%		
2	Depth of the course content including project work, if any.	Very Good	Good	Average	Poor	Very Good & Good	89%
		34.3%	55.6%	10.1%	Nil		
3	Employment	Very Good	Good	Average	Poor	Very Good	88.7

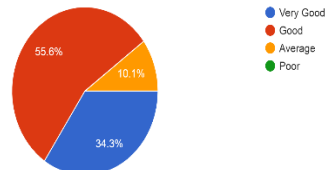
	orientation in the curriculum	36.7%	52%	11.2%	0.1	& Good	
4	Topics for competitive examinations included in the syllabus	Very Good	Good	Average	Poor	Very Good & Good	92.9%
		39.8	53.1%	5.1%	2%		
5	Applicability/relevance of textual reading material	Very Good	Good	Average	Poor	Very Good & Good	85.7%
		29.6%	56.1%	9.2%	5.1		
6	Clarity and relevance of textual reading material	Very Good	Good	Average	Poor	Very Good & Good	84.7%
		39.8%	44.9%	12.2%	3.1%		
7	Extent of participatory/experiential learning and student involvement.	Very Good	Good	Average	Poor	Very Good & Good	92.8
		36.7%	56.1%	5.1%	2%		
8	Scope for the use of ICT	Very Good	Good	Average	Poor	Very Good & Good	83.5%
		28.9%	54.6%	9.3%	7.2%		
9	Research orientation obtained during the programme	Very Good	Good	Average	Poor	Very Good & Good	87.5%
		27.1%	60.4%	10.4%	2.1%		
10	Overall evaluation process.	Very Good	Good	Average	Poor	Very Good & Good	85.7%
		39.8%	45.9%	9.2%	5.1%		
	Average Rating = 88.75						

Graphical Representation of Students Feedback 2021-2022

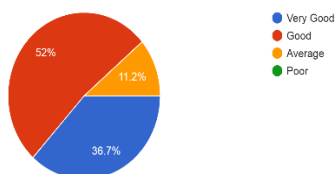
Diversity & extent of courses covered
99 responses



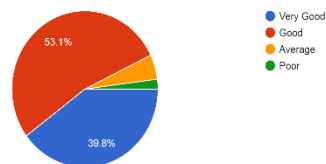
Depth of the course content including project work, if any.
99 responses



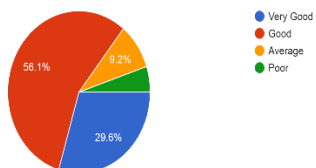
Employment orientation in the curriculum
98 responses



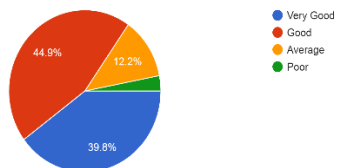
Topics for competitive examinations included in the syllabus
98 responses



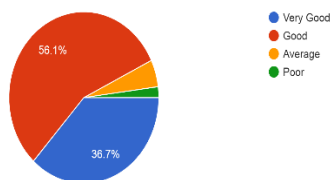
Applicability/relevance of textual reading material
98 responses



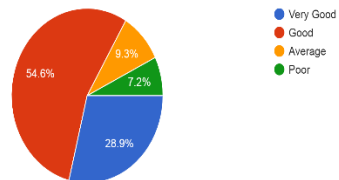
Clarity and relevance of textual reading material
98 responses



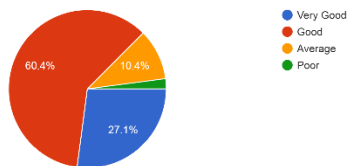
Extent of participatory/experiential learning and student involvement.
98 responses



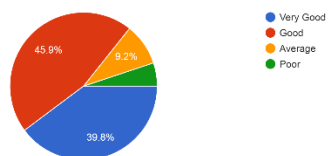
Scope for the use of ICT
97 responses



Research orientation obtained during the programme
96 responses



Overall evaluation process.
98 responses



(B) Analysis Report of Teacher's Feedback on Curriculum

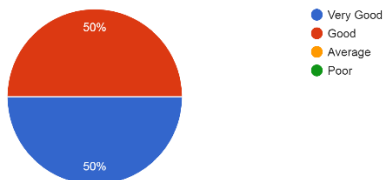
Feedback was collected from the teachers about the various aspects such as, curriculum, facilities available, quality of teaching by feedback committee under the guidance of IQAC. Total 12 teachers responded through online process. Following are the findings of the feedback collected and analysis of the same:

Que. No.	Suggestions by Stakeholders	Opinions of the Students in Percentage				Scale of Opinion	% of Opinion
		A	B	C	D		
1	Programme offered in terms of diversity of courses covered	Very Good	Good	Average	Poor	Very Good & Good	100
		50	50	Nil	Nil		
2	Programme offered in terms of the load of courses in different terms/semesters	Very Good	Good	Average	Poor	Very Good & Good	100
		41.7	58.3	Nil	Nil		
3	Availability of the text and references books in the library/market	Very Good	Good	Average	Poor	Very Good & Good	100
		58.3	41.7	Nil	Nil		
4	Quality and relevance of the courses included in the curriculum	Very Good	Good	Average	Poor	Very Good & Good	100
		41.7	58.3	Nil	Nil		

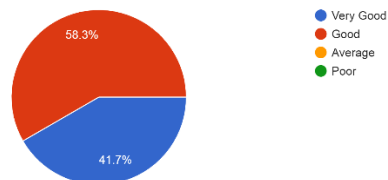
5	Academic ambience of College for an effective delivery of courses	Very Good	Good	Average	Poor	Very Good & Good	100
		41.7	58.3	Nil	Nil		
6	Courses in terms of inclusion of latest knowledge/te chnology	Very Good	Good	Average	Poor	Very Good & Good	100
		41.7	58.3	Nil	Nil		
7	Outcomes that your students achieve from the courses	Very Good	Good	Average	Poor	Very Good & Good	100
		41.7	58.3	Nil	Nil		
8	Scope for the use of ICT for the delivery of courses	Very Good	Good	Average	Poor	Very Good & Good	100
		36.4	63.6	Nil	Nil		
9	Overall transformatio n of students after the completion of course	Very Good	Good	Average	Poor	Very Good & Good	100
		36.4	63.6	Nil	Nil		
10	Overall evaluation process of the programme	Very Good	Good	Average	Poor	Very Good & Good	100
		58.3	41.7	Nil	Nil		
	Average Rating = 100%						

B) Graphical Representation of Teacher's Feedback on Curriculum

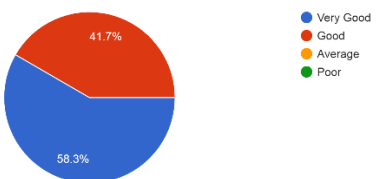
Programme offered in terms of diversity of courses covered
12 responses



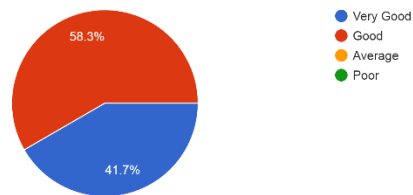
Programme offered in terms of the load of courses in different terms/semesters
12 responses



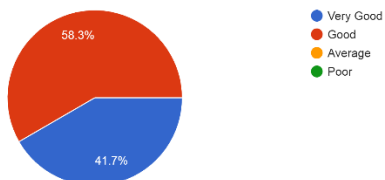
Availability of the text and references books in the library/market
12 responses



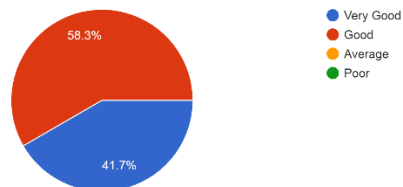
Quality and relevance of the courses included in the curriculum
12 responses



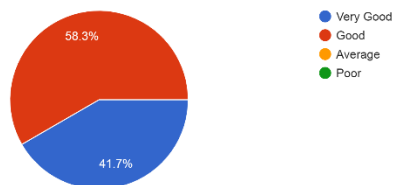
Academic ambience of College for an effective delivery of courses
12 responses



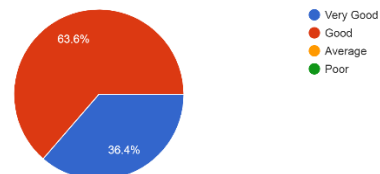
Courses in terms of inclusion of latest knowledge/technology
12 responses



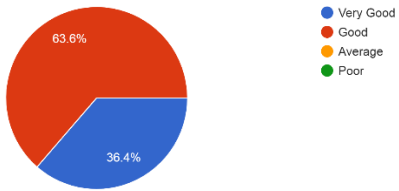
Outcomes that your students achieve from the courses
12 responses



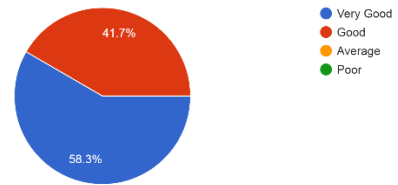
Scope for the use of ICT for the delivery of courses
11 responses



Overall transformation of students after the completion of course
11 responses



Overall evaluation process of the programme
12 responses



(C) Analysis Report of Alumni Feedback on Curriculum

Feedback was collected from the alumni about the various aspects such as, curriculum, facilities available, quality of teaching by feedback committee under the guidance of IQAC. Total 17 alumni responded through online process. Following are the findings of the feedback collected and analysis of the same.

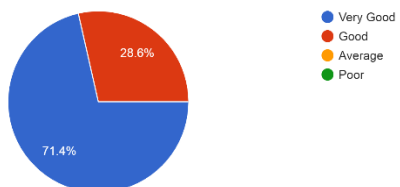
Que. No.	Suggestions by Stakeholders	Opinions of the Students in Percentage				Scale of Opinion	% of Opinion
		A	B	C	D		
1	Diversity and extent of courses covered	Very Good	Good	Average	Poor	Very Good & Good	100
		71.4	28.6	Nil	Nil		
2	Depth of the course content including project work,if any	Very Good	Good	Average	Poor	Very Good & Good	100
		78.4	28.6	Nil	Nil		
3	Employment orientation in the curriculum	Very Good	Good	Average	Poor	Very Good & Good	57.2
		42.9	14.3	42.9	Nil		
4	Topics for competitive examinations included in the syllabus	Very Good	Good	Average	Poor	Very Good & Good	85.7
		57.1	28.6	Nil	14.3		
5	Applicability/r relevance to real life situations	Very Good	Good	Average	Poor	Very Good & Good	71.5
		42.9	28.6	28.6	Nil		
6	Clarity and relevance of textual reading	Very Good	Good	Average	Poor	Very Good & Good	85.8
		42.9	42.9	Nil	14.3		

	material						
7	Extent of participatory/ experiential learning and student involvement	Very Good	Good	Average	Poor	Very Good & Good	71.5
		42.9	28.6	28.6	Nil		
8	Scope for the use of ICT	Very Good	Good	Average	Poor	Very Good & Good	85.8
		42.9	42.9	14.3	Nil		
9	Research orientation obtained during the programme	Very Good	Good	Average	Poor	Very Good & Good	85.8
		42.9	42.9	Nil	14.3		
10	Overall evaluation process	Very Good	Good	Average	Poor	Very Good & Good	100
		28.6	71.4	Nil	Nil		
	Average Rating = 84.33						

Graphical Representation of Alumni Feedback on Curriculum 2021-2022

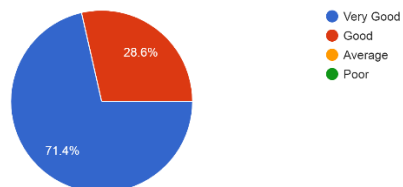
Diversity and extent of courses covered

7 responses



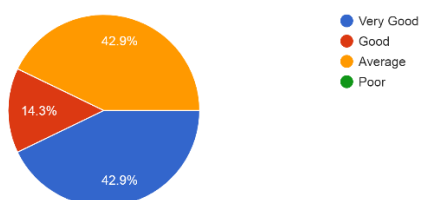
Depth of the course content including project work,if any

7 responses



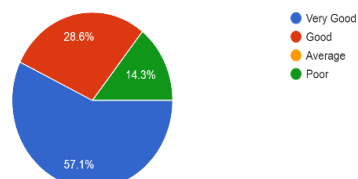
Employment orientation in the curriculum

7 responses



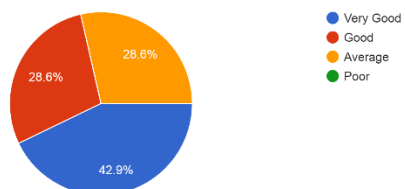
Topics for competitive examinations included in the syllabus

7 responses



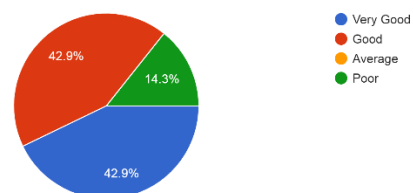
Applicability/relevance to real life situations

7 responses

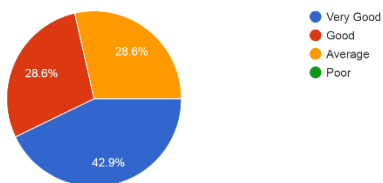


Clarity and relevance of textual reading material

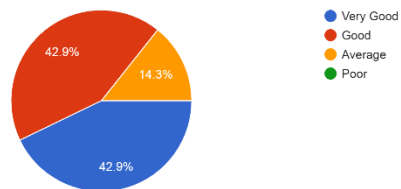
7 responses



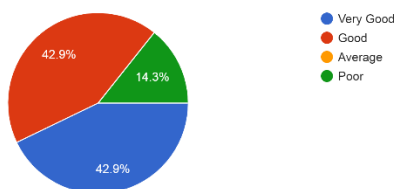
Extent of participatory/experiential learning and student involvement
7 responses



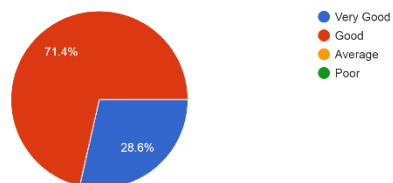
Scope for the use of ICT
7 responses



Research orientation obtained during the programme
7 responses



Overall evaluation process
7 responses



Feedback Report

Academic Year- 2021-2022

The Feedback on curriculum was collected through online mode from all the stakeholders in the academic year 2021-2022. Feedback forms weblinks were sent to stakeholders (Students, Teachers, Alumni) who gave their response online. After receiving the feedback, the feedback committee compiles, analyzes and interprets it. Average rating of all the stakeholder's feedback response found to be 91%. After that, the Principal conducted a meeting with the faculty and informed about the feedback received from various stakeholders.

1. The Principal conducted a meeting with the faculty and informed about the feedback received from various stakeholders. He also instructed the faculty to overcome the negative findings if any and work accordingly.
2. In most of the feedback the emphasis was use of ICT tools and its usage between faculty and students. Considering this, the college increased the use of ICT tools in teaching-learning process.
3. It was also found in the feedback that the students demanded for the credit courses to be conducted according to CBCS pattern. With regards to this, the college has conducted 'Cyber Security Workshop' of 2 credits.
4. The computer programme was conducted for the students to make them employable in the market.
5. Infrastructure was developed for the conducive and healthy atmosphere of the college.
6. Most of the students participated in extracurricular and extension activities organized by the college.
7. The Alumni Association registration is in process to involve the distinguished alumni in the decision-making process.
8. The teachers started participating in Teachers Training Programme to update their knowledge in terms of the syllabus content and research.



Dr. M.R. Deshmukh

(Chairperson, IQAC)

PRINCIPAL

M. G. Vidyamandir's
Arts, Science & Commerce College,
Harsul, Tal. Tryambakeshwar, Dist. Nashik



Mahatma Gandhi Vidyamandir's
ARTS, SCIENCE AND COMMERCE COLLEGE, HARSUL
TAL- TRYAMBAKESHWAR, DIST- NASHIK (M. S.) 422204
[Affiliated to Savitribai Phule Pune University of Pune]



Criterion-1 – Curricular Aspects

Key Indicator – 1.4 Feedback System

1 4. 1. -

Feedback Analysis & Action Taken Report

(Aca. Year. 2020-21)



Mahatma Gandhi Vidyamandir's
Arts, Science & Commerce College, Harsul

Tal- Tryambakeshwar, Dist- Nashik – 422 204.

Feedback Analysis

[Academic Year: 2020-21]

The feedback on curriculum was collected through online mode from all the stakeholders in the academic year 2020-21. Feedback forms are available on the college website and the stakeholders- Students, Alumni, Teacher & Employer- gave their online response using the given web links.

Feedback Type : Online

Direct Link URL : Links for Stakeholders

Form	Name of the stakeholder	Link for Google Form
A	Feedback on Curriculum by Student	https://forms.gle/KFKmPGwq5878zQrWA
B	Feedback on Curriculum by Alumni	https://forms.gle/aJtLpv73ksSvrdYH7
C	Feedback on Curriculum by Teacher	https://forms.gle/RAceyPBhQu4E4pPq9
D	Feedback on Curriculum by Employer	https://forms.gle/2vTPWyRzudNjfpPTA

Feedback Analysis:

Sr. No.	Feedback Category	Total numbers of response recorded	Average Opinions of Answer in Percentage
1	Students' Feedback	180	70.14%
2	Alumni Feedback	92	85.64%
3	Teachers' Feedback	16	95.3%
4	Employer Feedback	04	93.32%

Scale of Opinion of Stakeholders (Students, Alumni, Teachers and Employers)			
A	B	C	D
100-80	79-60	59-40	Less than 40

Average Rating of All Stakeholders Feedback Response found to be 86.1

Scale of Opinion of All Stakeholders found to be at Rank A (100-80)

A) Analysis Report on Students' Feedback

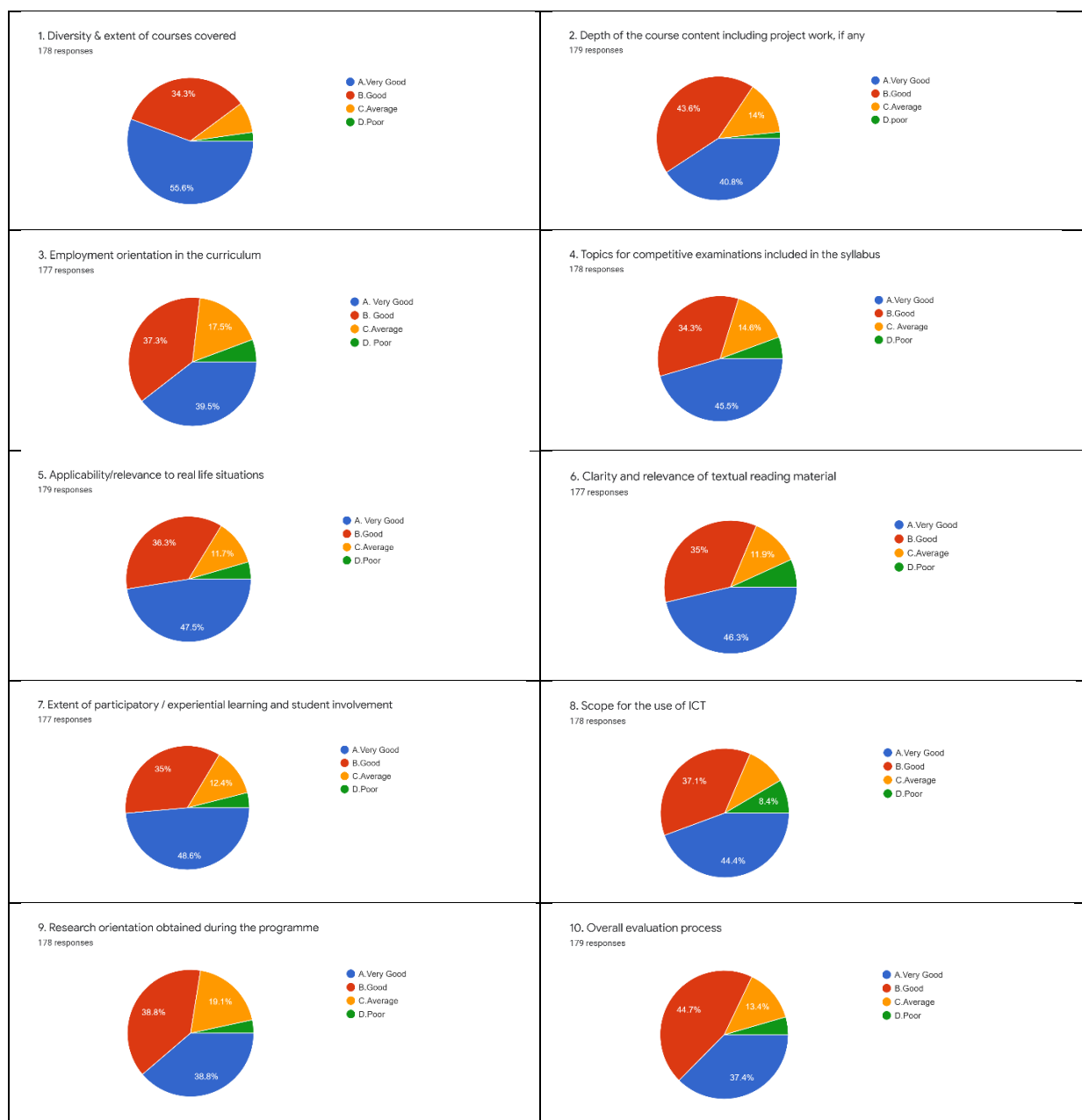
Feedback was collected from the students about the various aspects such as, curriculum, facilities available, quality of teaching by feedback committee under the guidance of IQAC.

Total 180 students responded through online process. Following are the findings of the feedback collected and analysis of the same.

Que. No.	Suggestions by Stakeholders	Opinion of Students in Percentage				Scale of Opinion	% of Opinion
		A	B	C	D		
1	Diversity & extent of courses covered	Very Good	Good	Average	Poor	Very Good & Good	89.9
		55.6	34.3	7.9	2.2		
2	Depth of the course content including project work, if any	Very Good	Good	Average	Poor	Very Good & Good	84.4
		40.8	43.6	14	1.7		
3	Employment orientation in the curriculum	Very Good	Good	Average	Poor	Very Good & Good	76.8
		39.5	37.3	17.5	5.6		
4	Topics for competitive examinations included in the syllabus	Very Good	Good	Average	Poor	Very Good & Good	79.8
		45.5	34.3	16.6	5.6		
5	Applicability/relevance to real life situations	Very Good	Good	Average	Poor	Very Good & Good	81.8
		47.5	36.3	11.7	4.5		
6	Clarity and relevance of textual reading material	Very Good	Good	Average	Poor	Very Good & Good	81.3
		46.3	35	11.9	6.8		
7	Extent of participatory / experiential learning and student involvement	Very Good	Good	Average	Poor	Very Good & Good	48
		48.6	35	12.4	4		
8	Scope for the use of ICT	Very Good	Good	Average	Poor	Very Good & Good	81.5
		44.4	37.1	10.1	8.4		
9	Research orientation obtained during the programme	Very Good	Good	Average	Poor	Very Good & Good	77.6
		38.8	38.8	19.1	3.4		
10	Overall evaluation process	Very Good	Good	Average	Poor	Very Good & Good	82.1
		37.4	44.7	13.4	4.5		
11	Suggestions for improvement	Recorded					
	AverageRating=70.14						



Graphical Representation of Students feedback:2020-21



B) Analysis Report on Alumni Feedback

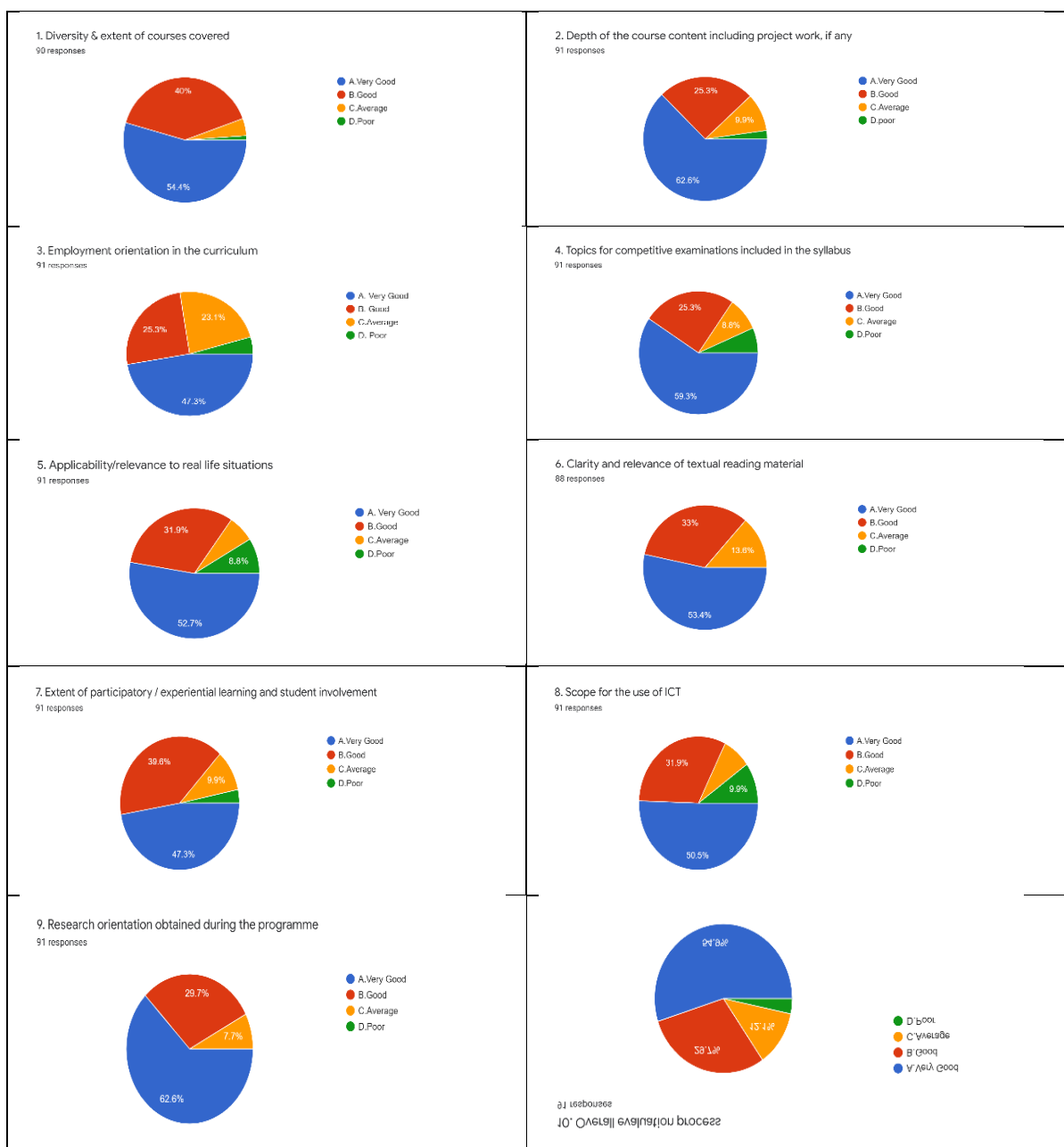
Feedback was collected from the alumni about the various aspects such as, curriculum, facilities available, quality of teaching by feedback committee under the guidance of IQAC.

Total 92 alumni responded through online process. Following are the findings of the feedback collected and analysis of the same.

Que. No.	Parameters	Opinion of Students in Percentage				Scale of Opinion	% of Opinion
		A	B	C	D		
1	Diversity & extent of courses covered	Very Good	Good	Average	Poor	Very Good & Good	94.4
		54.4	40	4.4	1.1		
2	Depth of the course content including project work, if any	Very Good	Good	Average	Poor	Very Good & Good	87.9
		62.6	25.3	9.9	2.2		
3	Employment orientation in the curriculum	Very Good	Good	Average	Poor	Very Good & Good	72.3
		47.3	25.3	23.1	4.4		
4	Topics for competitive examinations included in the syllabus	Very Good	Good	Average	Poor	Very Good & Good	84.6
		59.3	25.3	8.8	6.6		
5	Applicability/relevance to real life situations	Very Good	Good	Average	Poor	Very Good & Good	84.6
		52.7	31.9	6.6	8.8		
6	Clarity and relevance of textual reading material	Very Good	Good	Average	Poor	Very Good & Good	86.4
		53.4	33	13.6	00		
7	Extent of participatory / experiential learning and student involvement	Very Good	Good	Average	Poor	Very Good & Good	86.9
		47.3	39.6	9.9	3.3		
8	Scope for the use of ICT	Very Good	Good	Average	Poor	Very Good & Good	82.4
		50.5	31.9	7.7	9.9		
9	Research orientation obtained during the programme	Very Good	Good	Average	Poor	Very Good & Good	92.3
		62.6	29.7	7.7	00		
10	Overall evaluation process	Very Good	Good	Average	Poor	Very Good & Good	84.6
		54.9	29.7	12.1	3.3		
11	Suggestions for improvement	Recorded					
	Average Rating=85.64						




Graphical Representation of Alumni Feedback



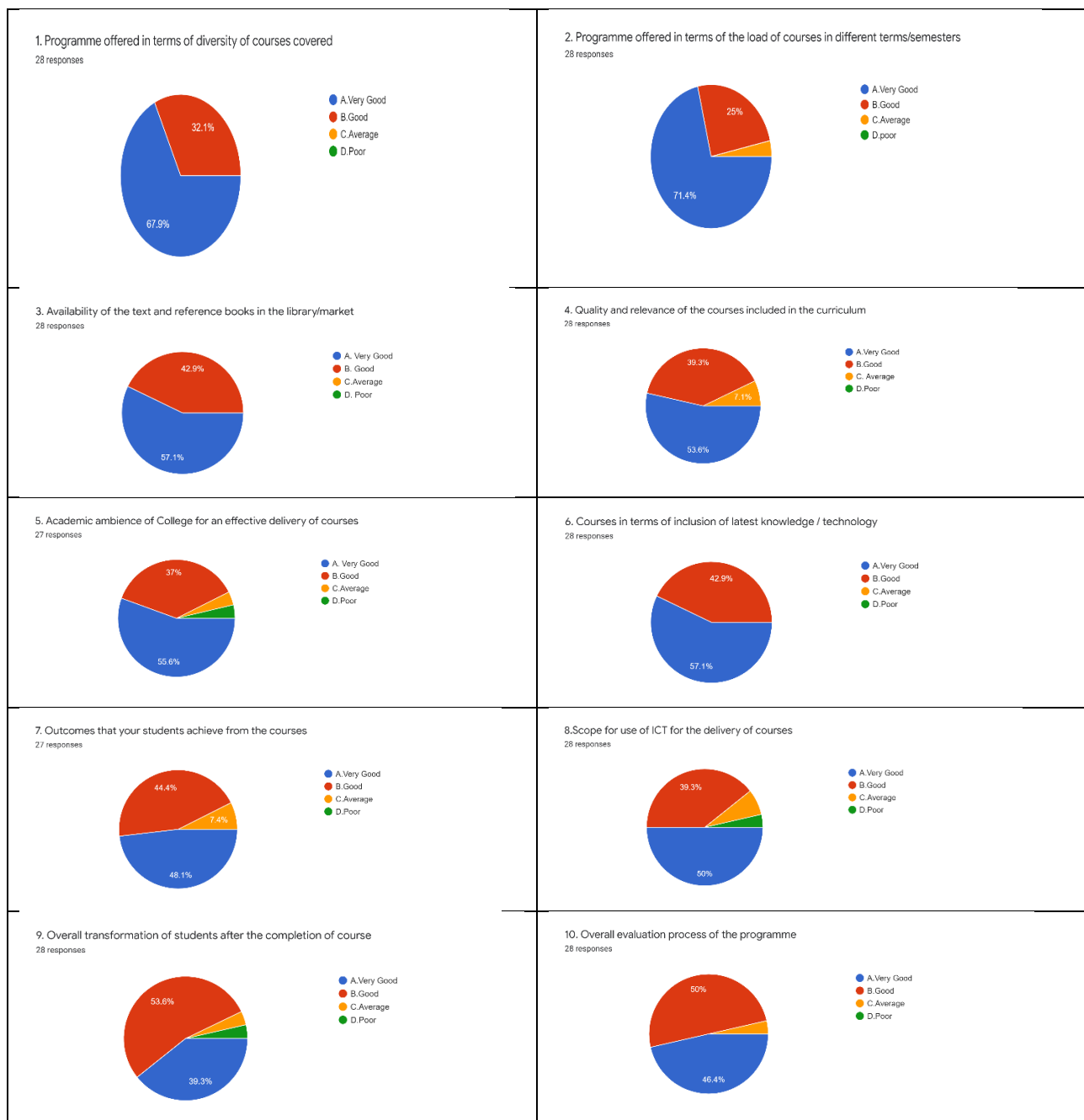
C) Analysis Report on Teacher's Feedback

Feedback was collected from the teachers about the various aspects such as, curriculum, facilities available, quality of teaching by feedback committee under the guidance of IQAC. Total 16 teachers responded through online process. Following are the findings of the feedback collected and analysis of the same;

Que. No.	Nature of Question	Opinion of Students in Percentage				Scale of Opinion	% of Opinion
		A	B	C	D		
1	Programme offered in terms of diversity of courses covered	Very Good	Good	Average	Poor	Very Good &Good	100
		67.9	32.1	00	00		
2	Programme offered in terms of the load of courses in different terms/semesters	Very Good	Good	Average	Poor	Very Good &Good	96.4
		71.4	25	3.6	00		
3	Availability of the text and reference books in the library/market	Very Good	Good	Average	Poor	Very Good &Good	100
		57.1	42.9	00	00		
4	Quality and relevance of the courses included in the curriculum	Very Good	Good	Average	Poor	Very Good &Good	92.9
		53.6	39.3	7.1	00		
5	Academic ambience of College for an effective delivery of courses	Very Good	Good	Average	Poor	Very Good &Good	92.6
		55.6	37	3.7	3.7		
6	Courses in terms of inclusion of latest knowledge / technology	Very Good	Good	Average	Poor	Very Good &Good	100
		57.1	42	00	00		
7	Outcomes that your students achieve from the courses	Very Good	Good	Average	Poor	Very Good &Good	92.5
		48.1	44.4	7.4	00		
8	Scope for use of ICT for the delivery of courses	Very Good	Good	Average	Poor	Very Good &Good	89.3
		50	39.3	7.1	3.6		
9	Overall transformation of students after the completion of course	Very Good	Good	Average	Poor	Very Good &Good	92.9
		39.3	53.6	3.6	3.6		
10	Overall evaluation process of the programme	Very Good	Good	Average	Poor	Very Good &Good	96.4
		46.4	50	3.6			
11	Suggestions if any	Recorded					
							95.3



Graphical Representation of Teachers Feedback



D) Analysis Report on Employer's Feedback

Feedback was taken by feedback committee and the IQAC from the employers about the various aspects like curriculum, facilities etc. We have received feedback from 3 employers through online process. Following are the findings of the feedback collected and analysis of the same.

Que. No.	Nature of Question	Opinion of Students in Percentage				Scale of Opinion	% of Opinion
		A	B	C	D		
1	Subject knowledge	Very Good	Good	Average	Poor	Very Good & Good	100
		66.7	33.3	00	00		
2	Competency level	Very Good	Good	Average	Poor	Very Good & Good	100
		66.7	33.3	00	00		
3	Adequacy of skills	Very Good	Good	Average	Poor	Very Good & Good	100
		33.3	66.7	00	00		
4	Job fit	Very Good	Good	Average	Poor	Very Good & Good	100
		33.3	66.7	00	00		
5	Target orientated	Very Good	Good	Average	Poor	Very Good & Good	66.6
		33.3	33.3	33.3	00		
6	Quest for new learning	Very Good	Good	Average	Poor	Very Good & Good	100
		66.7	33.3	00	00		
7	Ability to relate theory to practice	Very Good	Good	Average	Poor	Very Good & Good	100
		100	00	00	00		
8	Group dynamics	Very Good	Good	Average	Poor	Very Good & Good	100
		33.3	66.7	00	00		
9	Communication and attitude	Very Good	Good	Average	Poor	Very Good & Good	100
		100	00	00			
10	Use of ICT	Very Good	Good	Average	Poor	Very Good & Good	66.6
		33.3	33.3	33.3	00		
11	Suggestions if any	Recorded					
	Average Rating=93.32						




 (Dr. M. R. Deshmukh)

Principal
 M. G. Vidyamandir's
 Art's, Science & Commerce College
 Harsul, Tal. Tryambakeshwar Dist. Nashik

Mahatma Gandhi Vidyamandir's
Arts, Science & Commerce College, Harsul
Tal- Tryambakeshwar, Dist- Nashik – 422 204.

Feedback Report
[Academic Year: 2020-21]

The feedback on curriculum was collected through online mode from all the stakeholders in the academic year 2020-21. Feedback forms are available on the college website and the stakeholders- Students, Alumni, Teacher & Employer- gave their online response using given web links. Average Rating of All Stakeholders Feedback Response found to be 86.1

1. The Principal calls the meeting of the faculty and informs them about the feedback given by the students and asks the faculty to cope up with the required teaching – learning process.
2. The Management wants to introduce ICT tools in teaching, learning and problem solving aspects.
3. We could not conduct Campus Recruitment Training program during 2020-21, due to pandemic.
4. We have introduced Online teaching for all the courses, due to pandemic for the first time. Some of the students have faced the problems due to technical snags i.e. Wi-Fi connectivity and proper gadgets. Some of the students did not have awareness on online teaching – learning process.
5. The teachers have decided using PPTs and e-resources for enhancing the teaching learning experience.
6. The guest lectures/ seminars are arranged on Career Options.
7. The Orientation programs were conducted on Career guidance and the higher educational prospects.
8. Many competitions/programs/ workshops were conducted through online.
9. The teachers were motivated to participate in more Faculty development programs.



(Dr. M. R. Deshmukh)

Principal
M. G. Vidyamandir's
Art's, Science & Commerce College
Harsul, Tal. Tryambakeshwar Dist. Nashik



Mahatma Gandhi Vidyamandir's
ARTS, SCIENCE AND COMMERCE COLLEGE, HARSUL
TAL- TRYAMBAKESHWAR, DIST- NASHIK (M. S.) 422204
[Affiliated to Savitribai Phule Pune University of Pune]



Criterion-1 – Curricular Aspects

Key Indicator – 1.4 Feedback System

1 4. 1. -

Feedback Analysis & Action Taken Report

(Aca. Year. 2019-20)



Mahatma Gandhi Vidyamandir's
Arts, Science & Commerce College, Harsul

Tal- Tryambakeshwar, Dist- Nashik – 422 204.

Feedback Analysis

Academic Year: 2019-20

The feedback on curriculum was collected through the form filled up by the stakeholders in the academic year 2019-20. Feedback forms were distributed among the stakeholders- Students, Alumni and Teachers who recorded their response using the given form. Following is the analysis of the responses collected from the stakeholders.

Feedback Analysis:

Sr. No.	Feedback Category	Total numbers of response recorded	Average Opinions of Answer in Percentage
1	Students' Feedback	87	63.72%
2	Alumni Feedback	21	75.18%
3	Teachers' Feedback	13	96.74%

Average Rating of All Stakeholders Feedback Response found to be 86.1
Scale of Opinion of All Stakeholders found to be at Rank A (100-80)

A) Analysis Report on Students' Feedback

Feedback was collected from the students about the various aspects such as, curriculum, facilities available, quality of teaching by feedback committee under the guidance of IQAC. Total 87 students responded through online process. Following are the findings of the feedback collected and analysis of the same.

Que. No.	Suggestions by Stakeholders	Opinion of Students in Percentage				Scale of Opinion	% of Opinion
		A	B	C	D		
1	Diversity & extent of courses covered	Very Good	Good	Average	Poor	Very Good & Good	87.8
		55.6	34.3	7.9	2.2		
2	Depth of the course content including project work, if any	Very Good	Good	Average	Poor	Very Good & Good	83.1
		40.8	43.6	14	1.7		



3	Employment orientation in the curriculum	Very Good	Good	Average	Poor	Very Good & Good	77.2
		39.5	37.3	17.5	5.6		
4	Topics for competitive examinations included in the syllabus	Very Good	Good	Average	Poor	Very Good & Good	79.8
		45.5	34.3	16.6	5.6		
5	Applicability/relevance to real life situations	Very Good	Good	Average	Poor	Very Good & Good	81.8
		47.5	36.3	11.7	4.5		
6	Clarity and relevance of textual reading material	Very Good	Good	Average	Poor	Very Good & Good	81.3
		46.3	35	11.9	6.8		
7	Extent of participatory / experiential learning and student involvement	Very Good	Good	Average	Poor	Very Good & Good	48
		48.6	35	12.4	4		
8	Scope for the use of ICT	Very Good	Good	Average	Poor	Very Good & Good	81.5
		44.4	37.1	10.1	8.4		
9	Research orientation obtained during the programme	Very Good	Good	Average	Poor	Very Good & Good	77.6
		38.8	38.8	19.1	3.4		
10	Overall evaluation process	Very Good	Good	Average	Poor	Very Good & Good	82.1
		37.4	44.7	13.4	4.5		
	Average Rating= 68.91						

B) Analysis Report on Alumni Feedback

Feedback was collected from the alumni about the various aspects such as, curriculum, facilities available, quality of teaching by feedback committee under the guidance of IQAC. Total 21 alumni responded through online process. Following are the findings of the feedback collected and analysis of the same.

Que. No.	Parameters	Opinion of Students in Percentage				Scale of Opinion	% of Opinion
		A	B	C	D		
1	Diversity & extent of courses covered	Very Good	Good	Average	Poor	Very Good & Good	91.4
		54.4	40	4.4	1.1		
2	Depth of the course content including project work, if any	Very Good	Good	Average	Poor	Very Good & Good	86.9
		62.6	25.3	9.9	2.2		
3	Employment orientation in the curriculum	Very Good	Good	Average	Poor	Very Good & Good	73.2
		47.3	25.3	23.1	4.4		

4	Topics for competitive examinations included in the syllabus	Very Good	Good	Average	Poor	Very Good & Good	84.6
		59.3	25.3	8.8	6.6		
5	Applicability/relevance to real life situations	Very Good	Good	Average	Poor	Very Good & Good	84.6
		52.7	31.9	6.6	8.8		
6	Clarity and relevance of textual reading material	Very Good	Good	Average	Poor	Very Good & Good	86.4
		53.4	33	13.6	00		
7	Extent of participatory / experiential learning and student involvement	Very Good	Good	Average	Poor	Very Good & Good	86.9
		47.3	39.6	9.9	3.3		
8	Scope for the use of ICT	Very Good	Good	Average	Poor	Very Good & Good	82.4
		50.5	31.9	7.7	9.9		
9	Research orientation obtained during the programme	Very Good	Good	Average	Poor	Very Good & Good	92.3
		62.6	29.7	7.7	00		
10	Overall evaluation process	Very Good	Good	Average	Poor	Very Good & Good	84.6
		54.9	29.7	12.1	3.3		
	Average Rating= 86.35						

C) Analysis Report on Teacher's Feedback

Feedback was collected from the teachers about the various aspects such as, curriculum, facilities available, quality of teaching by feedback committee under the guidance of IQAC. Total 13 teachers responded through online process. Following are the findings of the feedback collected and analysis of the same;

Que. No.	Nature of Question	Opinion of Students in Percentage				Scale of Opinion	% of Opinion
		A	B	C	D		
1	Programme offered in terms of diversity of courses covered	Very Good	Good	Average	Poor	Very Good & Good	97.2
		67.9	32.1	00	00		
2	Programme offered in terms of the load of courses in different terms/semesters	Very Good	Good	Average	Poor	Very Good & Good	95.4
		71.4	25	3.6	00		
3	Availability of the text and reference books in the library/market	Very Good	Good	Average	Poor	Very Good & Good	99
		57.1	42.9	00	00		

4	Quality and relevance of the courses included in the curriculum	Very Good	Good	Average	Poor	Very Good	92.1
		53.6	39.3	7.1	00	&Good	
5	Academic ambience of College for an effective delivery of courses	Very Good	Good	Average	Poor	Very Good	92.3
		55.6	37	3.7	3.7	&Good	
6	Courses in terms of inclusion of latest knowledge / technology	Very Good	Good	Average	Poor	Very Good	99
		57.1	42	00	00	&Good	
7	Outcomes that your students achieve from the courses	Very Good	Good	Average	Poor	Very Good	92.5
		48.1	44.4	7.4	00	&Good	
8	Scope for use of ICT for the delivery of courses	Very Good	Good	Average	Poor	Very Good	89.3
		50	39.3	7.1	3.6	&Good	
9	Overall transformation of students after the completion of course	Very Good	Good	Average	Poor	Very Good	92.5
		39.3	53.6	3.6	3.6	&Good	
10	Overall evaluation process of the programme	Very Good	Good	Average	Poor	Very Good	92.7
		46.4	50	3.6		&Good	
11	Suggestions if any	Recorded					93.5

The above report of the feedback is communicated to the college authority for the further necessary discussion and action.



Mahatma Gandhi Vidyamandir's
Arts, Science & Commerce College, Harsul

Tal- Tryambakeshwar, Dist- Nashik – 422 204.

Feedback Report

Academic Year: 2019- 20

The feedback on curriculum was collected through online mode from the stakeholders in the academic year 2019-20. Feedback forms were distributed among the stakeholders- Students, Alumni and Teachers who recorded their response using the given form. Average Rating of all Stakeholders' Feedback Response found to be 81.3.

1. The Principal calls the faculty personally and informs them about the feedback given by the students and asks the faculty to cope up with the required teaching – learning process.
2. The college plans to use extensively the ICT tools in teaching, learning and problem solving aspects due to pandemic situation.
3. There will be in time availability of textbooks and reference books of new syllabus.
4. We have introduced online teaching for all the courses, due to pandemic for the first time. Some of the students have faced the problems due to technical issues i.e. internet connectivity and proper devices. Some of the students did not have awareness on online teaching – learning process.
5. The teachers have decided using PPTs and e-resources for enhancing the teaching learning experience.
6. The guest lectures/ seminars are arranged on Career guidance.
7. The teachers were motivated to participate in more Faculty development programs.



Mud.
Dr. R. P. Bhamare
Principal
Art's, Sci. & Com.
College, Harsul



Mahatma Gandhi Vidyamandir's
ARTS, SCIENCE AND COMMERCE COLLEGE, HARSUL
TAL- TRYAMBAKESHWAR, DIST- NASHIK (M. S.) 422204
[Affiliated to Savitribai Phule Pune University of Pune]



Criterion-1 – Curricular Aspects

Key Indicator – 1.4 Feedback System

1 4. 1. -

Feedback Analysis & Action Taken Report

(Aca. Year. 2018-19)



Mahatma Gandhi Vidyamandir's
Arts, Science & Commerce College, Harsul

Tal- Tryambakeshwar, Dist- Nashik

Feedback Analysis

Academic Year: 2018-2019

The feedback on curriculum was collected through the form filled up by the stakeholders in the academic year 2018-19. Feedback forms were distributed among the Students, Alumni and Teachers who recorded their response using the given form. The collected forms were compiled and analysed accordingly for the interpretation. Following is the analysis of the responses collected from the stakeholders.

Feedback Analysis:

Sr. No.	Feedback Category	Total numbers of response recorded	Average Opinions of Answer in Percentage
1	Students' Feedback	138	63.72%
2	Alumni Feedback	27	75.18%
3	Teachers' Feedback	14	96.74%

Average Rating of All Stakeholders Feedback Response found to be 79.1
Scale of Opinion of All Stakeholders found to be at Rank A (100-80)

A) Analysis Report on Feedback from Students

Feedback was collected from the students about the various aspects such as, curriculum, facilities available, quality of teaching by feedback committee under the guidance of IQAC. Total 138 students responded through online process. Following are the findings of the feedback collected and analysis of the same.

Que. No.	Suggestions by Stakeholders	Opinion of Students in Percentage				Scale of Opinion	% of Opinion
		A	B	C	D		
1	Diversity & extent of courses covered	Very Good	Good	Average	Poor	Very Good & Good	78.6
		55.6	34.3	7.9	2.2		
2	Depth of the course content including project work, if any	Very Good	Good	Average	Poor	Very Good & Good	81.9
		40.8	43.6	14	1.7		



3	Employment orientation in the curriculum	Very Good	Good	Average	Poor	Very Good & Good	82.7
		39.5	37.3	17.5	5.6		
4	Topics for competitive examinations included in the syllabus	Very Good	Good	Average	Poor	Very Good & Good	73.4
		45.5	34.3	16.6	5.6		
5	Applicability/relevance to real life situations	Very Good	Good	Average	Poor	Very Good & Good	86.2
		47.5	36.3	11.7	4.5		
6	Clarity and relevance of textual reading material	Very Good	Good	Average	Poor	Very Good & Good	85.7
		46.3	35	11.9	6.8		
7	Extent of participatory / experiential learning and student involvement	Very Good	Good	Average	Poor	Very Good & Good	51
		48.6	35	12.4	4		
8	Scope for the use of ICT	Very Good	Good	Average	Poor	Very Good & Good	79.5
		44.4	37.1	10.1	8.4		
9	Research orientation obtained during the programme	Very Good	Good	Average	Poor	Very Good & Good	78.9
		38.8	38.8	19.1	3.4		
10	Overall evaluation process	Very Good	Good	Average	Poor	Very Good & Good	84.8
		37.4	44.7	13.4	4.5		
	Average Rating= 78.27						

B) Analysis Report on Feedback from Alumni

Feedback was collected from the alumni about the various aspects such as, curriculum, facilities available, quality of teaching by feedback committee under the guidance of IQAC. Total 27 alumni responded through online process. Following are the findings of the feedback collected and analysis of the same.

Que. No.	Parameters	Opinion of Students in Percentage				Scale of Opinion	% of Opinion
		A	B	C	D		
1	Diversity & extent of courses covered	Very Good	Good	Average	Poor	Very Good & Good	89.1
		54.4	40	4.4	1.1		
2	Depth of the course content including project work, if any	Very Good	Good	Average	Poor	Very Good & Good	87.3
		62.6	25.3	9.9	2.2		
3	Employment orientation in the curriculum	Very Good	Good	Average	Poor	Very Good & Good	76.5
		47.3	25.3	23.1	4.4		

4	Topics for competitive examinations included in the syllabus	Very Good	Good	Average	Poor	Very Good & Good	85.2
		59.3	25.3	8.8	6.6		
5	Applicability/relevance to real life situations	Very Good	Good	Average	Poor	Very Good & Good	88.1
		52.7	31.9	6.6	8.8		
6	Clarity and relevance of textual reading material	Very Good	Good	Average	Poor	Very Good & Good	83.9
		53.4	33	13.6	00		
7	Extent of participatory / experiential learning and student involvement	Very Good	Good	Average	Poor	Very Good & Good	81.3
		47.3	39.6	9.9	3.3		
8	Scope for the use of ICT	Very Good	Good	Average	Poor	Very Good & Good	82.4
		50.5	31.9	7.7	9.9		
9	Research orientation obtained during the programme	Very Good	Good	Average	Poor	Very Good & Good	90.5
		62.6	29.7	7.7	00		
10	Overall evaluation process	Very Good	Good	Average	Poor	Very Good & Good	87.3
		54.9	29.7	12.1	3.3		
	Average Rating= 85.16						

C) Analysis Report on Feedback from Teacher

Feedback was collected from the teachers about the various aspects such as, curriculum, facilities available, quality of teaching by feedback committee under the guidance of IQAC. Total 14 teachers responded through online process. Following are the findings of the feedback collected and analysis of the same;

Que. No.	Nature of Question	Opinion of Students in Percentage				Scale of Opinion	% of Opinion
		A	B	C	D		
1	Programme offered in terms of diversity of courses covered	Very Good	Good	Average	Poor	Very Good & Good	95.7
		67.9	30.1	02	00		
2	Programme offered in terms of the load of courses in different terms/semesters	Very Good	Good	Average	Poor	Very Good & Good	93.1
		71.4	25	3.6	00		
3	Availability of the text and reference books in the library/market	Very Good	Good	Average	Poor	Very Good & Good	96.2
		57.1	39.9	03	00		

4	Quality and relevance of the courses included in the curriculum	Very Good	Good	Average	Poor	Very Good &Good	92.3
		53.6	39.3	7.1	00		
5	Academic ambience of College for an effective delivery of courses	Very Good	Good	Average	Poor	Very Good &Good	94.1
		55.6	37	3.7	3.7		
6	Courses in terms of inclusion of latest knowledge / technology	Very Good	Good	Average	Poor	Very Good &Good	97.8
		57.1	42	00	00		
7	Outcomes that your students achieve from the courses	Very Good	Good	Average	Poor	Very Good &Good	94.9
		48.1	44.4	7.4	00		
8	Scope for use of ICT for the delivery of courses	Very Good	Good	Average	Poor	Very Good &Good	95..1
		50	39.3	7.1	3.6		
9	Overall transformation of students after the completion of course	Very Good	Good	Average	Poor	Very Good &Good	90.4
		39.3	53.6	3.6	3.6		
10	Overall evaluation process of the programme	Very Good	Good	Average	Poor	Very Good &Good	93.9
		46.4	50	3.6			
11	Suggestions if any	Recorded					
		Average Rating= 94.3					

The above report of the feedback is communicated to the college authority for the further necessary discussion and action.



Mahatma Gandhi Vidyamandir's
Arts, Science & Commerce College, Harsul


Tal- Tryambakeshwar, Dist- Nashik.

Feedback Report


Academic Year: 2018- 2019

The feedback on curriculum was collected through online mode from the stakeholders in the academic year 2018-19. Feedback forms were distributed among the stakeholders- Students, Alumni and Teachers who recorded their response using the given form. Average Rating of all Stakeholders' Feedback Response found to be 83.7.

1. The Principal calls the faculty personally and informs them about the feedback given by the students and asks the faculty to cope up with the required teaching – learning process.
2. Students suggested the use of ICT facilities for learning. The college plans to use extensively the ICT tools in teaching, learning. Process.
3. There will be in time availability of textbooks and reference books of new syllabus.
4. Students feedback hints at the need of skill oriented course in the college.
5. There is greater emphasis to make laboratories well equipped and fully functional for the students.
6. The teachers have faced the technical issues i.e. internet connectivity and proper devices for
7. The guest lectures/ seminars are arranged on Career guidance and competitive examination.
7. The teachers were motivated to participate in more Faculty development programs and research publication.


Smt. Sarala K. Sanap
IQAC Coordinator




PRINCIPAL
M. G. Vidyamandir's
Arts, Science & Commerce College,
Harsul, Tal. Tryambakeshwar, Dist. Nashik



Mahatma Gandhi Vidyamandir's
ARTS, SCIENCE AND COMMERCE COLLEGE, HARSUL
TAL- TRYAMBAKESHWAR, DIST- NASHIK (M. S.) 422204
[Affiliated to Savitribai Phule Pune University of Pune]



Criterion-1 – Curricular Aspects

Key Indicator – 1.4.1 Feedback System

Sample Feedback Forms

Mahatma Gandhi Vidyamandir's
MGV'S ARTS, SCIENCE AND COMMERCE COLLEGE, HARSUL

STUDENT'S FEEDBACK ON CURRICULUM

Department Marathi

Academic Year 2019-20

Class T.Y. B.A.

Month/Year July 2020

Dear Students,

Please rate the teacher on the following attributes using 5 Point scale shown below:
(Rating: A: 4-Very Good, B: 3- Good, C: 2- Average, D: 1- Below Average)

Sr. No.	Description	A Very Good	B Good	C Average	D Poor
1.	Diversity & extent of courses covered	✓			
2.	Depth of the course content including project work, if any	✓			
3.	Employment orientation in the curriculum	✓			
4.	Topics for competitive examinations included in the syllabus	✓			
5.	Applicability/relevance to real life situations		✓		
6.	Clarity and relevance of textual reading material	✓			
7.	Extent of participatory / experiential learning and student involvement	✓			
8.	Scope for the use of ICT	✓			
9.	Research orientation obtained during the programme	✓			
10.	Overall evaluation process	✓			
11.	Suggestions if any	✓			



Bhoje
Name and Signature

Mahatma Gandhi Vidyamandir's
MGV'S ARTS, SCIENCE AND COMMERCE COLLEGE, HARSUL

ALUMNI'S FEEDBACK ON CURRICULUM

Department English

Academic Year 2019-20

Exam Passed B.A.

Month/Year 20 July 2017

Please rate the teacher on the following attributes using 5 Point scale shown below:

(Rating: A: 4- Very Good, B: 3- Good, C: 2- Average, D: 1- Below Average)

Sr. No.	Description	A Very Good	B Good	C Average	D Poor
12.	Diversity & extent of courses covered	✓			
13.	Depth of the course content including project work, if any	✓			
14.	Employment orientation in the curriculum	✓			
15.	Topics for competitive examinations included in the syllabus	✓			
16.	Applicability/relevance to real life situations		✓		
17.	Clarity and relevance of textual reading material	✓			
18.	Extent of participatory / experiential learning and student involvement	✓			
19.	Scope for the use of ICT		✓		
20.	Research orientation obtained during the programme	✓			
21.	Overall evaluation process	✓			
22.	Suggestions if any	—			



Sharma
Name and signature

Mahatma Gandhi Vidyamandir's
MGV'S ARTS, SCIENCE AND COMMERCE COLLEGE, HARSUL
TEACHER'S FEEDBACK ON CURRICULUM

Department Hindi

Academic Year 2019-20

Month/Year- 2019-20

Please rate the teacher on the following attributes using 5 Point scale shown below:
(Rating: A: 4-Very Good, B: 3- Good, C: 2- Average, D: 1- Below Average)

Sr. No.	Description	A Very Good	B Good	C Average	D Poor
1	Programme offered in terms of diversity of courses covered	✓			
2	Programme offered in terms of the load of courses in different terms/semesters	✓			
3	Availability of the text and reference books in the library/market	✓			
4	Quality and relevance of the courses included in the curriculum	✓			
5	Academic ambience of College for an effective delivery of courses	✓			
6	Courses in terms of inclusion of latest knowledge / technology	✓			
7	Outcomes that your students achieve from the courses		✓		
8	Scope for use of ICT for the delivery of courses		✓		
9	Overall transformation of students after the completion of course		✓		
10	Overall evaluation process of the programme	✓			
11	Suggestions if any	1			




Name and signature